

This is the ASP default view

St Lawrence Church of England Voluntary Controlled Primary School (URN: 123496)

Key stage 2

This is revised data for 2017/18.

Progress in reading, writing and maths

Reading

Number of pupils = 12

Pupils with adjusted scores = 0

Well above average 5.05

Confidence interval
1.7 to 8.5

Writing

Number of pupils = 12

Pupils with adjusted scores = 0

Well above average 4.74

Confidence interval
1.5 to 7.9

Maths

Number of pupils = 12

Pupils with adjusted scores = 0

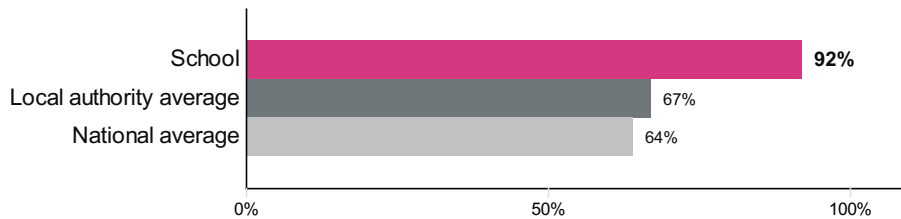
Average 1.00

Confidence interval
-2.1 to 4.1

Reading, writing and maths combined

Percentage of pupils achieving the expected standard or higher

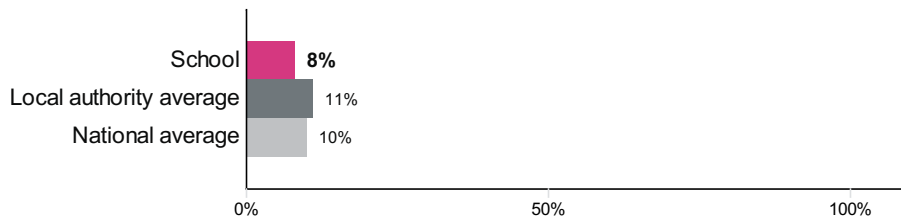
Number of pupils = 13



Percentage achieving the expected standard or higher

Percentage of pupils achieving the higher standard

Number of pupils = 13

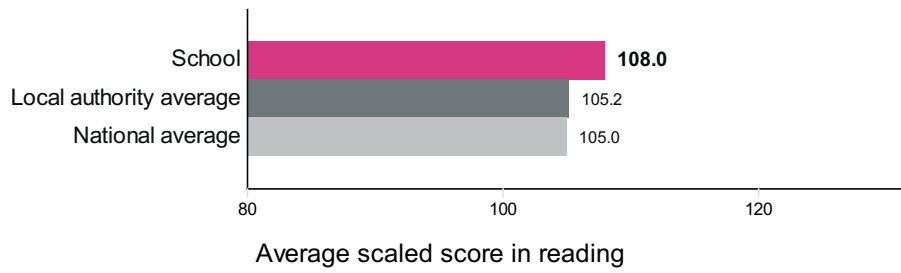


Percentage achieving the higher standard

Average scaled score in:

Reading

Number of pupils = 13



Maths

Number of pupils = 13

