



St. Lawrence CE Primary School

Executive Head Teacher - Mrs Rebecca Nash

Head of School - Mrs. Alison Moore

Dear Parents,

12th March 2021

This week school has been filled with the excited chatter and giggles of our pupils and it has been absolutely wonderful to have all of our pupils back where they belong! Children have really enjoyed catching up on weeks missed with their friends and settling back in to school life, Thank you for helping them settle so positively and all of the support you have given during the forced school closure.

This week children have been thoroughly engaged participating in activities to support British Science Week. This is a ten day celebration of science, technology, engineering and maths and this year the theme has been 'Innovating the future'. Please follow the link if you would like to find out further information - [British Science Week](#).



As you will see on the next few pages, children have been truly inspired and it has been a great way for children to work collaboratively, investigating and talking to one another. This week we have set some science homework, we would like to invite children to be creative and enter the British Science Association's annual poster competition. You can make your poster about whatever version of 'Innovating for the future' you like and enter the UK-wide competition with the chance to win an array of prizes.

Please see the following website for more details of the competition and for how to enter: <https://www.britishscienceweek.org/plan-your-activities/poster-competition/> We look forward to you sharing your entries on SeeSaw so we can see what you have submitted.

PE Times and Forest School Sessions

Find below a reminder of the days your child will be participating in PE and Forest School sessions each week. Apologies for any confusion this week in Class 3, we had a staff absence which unexpectedly altered plans. Wherever possible, we will ensure that children participate in the sessions planned.

	Physical Education	Forest School
Monday	Class 3	
Tuesday		Class 3
Wednesday	Class 2	
Thursday	Class 1	Class 2
Friday	Class 3	Class 1




St. Lawrence CE Primary School

Red Nose Day for Comic Relief

Next Friday (19th) is Comic Relief and I know a number of parents have asked if we will be celebrating this event. As a school we like to embrace these charitable days, not only to show the children that in our own small way we can make a difference but to also have fun! This year, we have decided to go with the tag line 'Colour for Comic Relief'. This means we are asking children to come to school dressed in mufti as brightly coloured as they can! As a staff we thought it would be lovely for children to wear bright colours to brighten up what has been a very grey few months. This does include hair dye if your child would like to. We are asking for a small donation (£1 minimum) which will be pledged to the official Comic Relief site. Due to the transmission risks of Covid, this year we are asking children not to bring in the usual red noses but instead prepare and tell a joke to share. Those children brave enough may like to share it in our whole school celebration assembly on Friday.



Thank you for you the support.



I would like to express my thanks to all of the parents who were carrying out remote learning during World Book Day and participated in the reading challenges that we set. I know how difficult it must have been organising and supporting your child at home whilst juggling work commitments but your engagement was absolutely fabulous! We were overwhelmed by your support and positivity towards this event. Children will be bringing home their World Book Day token this evening to use when the shops reopen.

PTFA.

I would like to place on record my thanks to Julie Jones (Chair) and the hard working committee for their ongoing support to school. Even during the toughest of times they are meeting (albeit in a virtual capacity), to plan events to support fundraising. This week they have organised the Mother's Day key rings and children have really enjoyed decorating these. They have organised an Easter bonnet parade for Wednesday 31st March which will involve children making a hat or decorating an existing hat with an Easter theme. Children will need to bring in their decorated hat on the morning of 31st March, and not before, to wear for our Easter Bonnet parade during the afternoon. Please see the attached poster from the PTFA for more details.

Raffle Easter Egg

Magna foods has kindly donated a rather large Easter egg for us to raffle to boost school funds. We would like to reassure you that the egg has met covid secure standards and is safe to eat. Mrs Care and Mrs Stevens will be sending out further details via Parentmail on how you can purchase a raffle ticket. Please note that the money raised will go in to our school fund which helps us buy additional resources for the children.



St. Lawrence CE Primary School

Parent Consultations

We aim to schedule our Parent Consultation phone calls before we break up for Easter as we know that many of you are eager to discuss the progress of your child. The table below shows the proposed dates and times for this appointments.

	Wednesday 24th March 2021	Wednesday 31st March 2021
Morning telephone slots	Class One - Mrs Moore/ Miss Fisher	Class 4 - Mrs Standish
Afternoon telephone slots	Class Two - Mr Al-Asmar	Class 3 - Mr Worpole

Mrs Care and Mrs Stevens will be sending out information next week via Parentmail on how you can book your 10 minute telephone consultation.



I would just like to share with you some lovely news, Mr Al-Asmar has successfully completed the National Professional Qualification for Middle Leadership (NPQML). This qualification is accredited by the UK Department for

Education (DfE) and provides recognition of leadership and professional achievement for middle leaders. For Mr Al-Asmar to have completed this during a pandemic whilst juggling remote learning is truly commendable. Well Done!

Level 2 Forest Fun Training

Last week Miss Fisher completed her Level 2 Forest Fun Training at Wrekin Forest School with some colleagues from Tibberton School. Part of the training was on safely lighting forest fires with children. We are now in a position to offer a fire during our forest school sessions and I know Mrs Fisher can't wait to start toasting marshmallows with the children.



Thank you for adhering to the 2m social distancing measures and wearing face coverings whilst on drop off and collection this week, this has been greatly appreciated by all.

Finally, we would to wish all of our school community Mother's and all who step in to offer a mothering role a special day on Sunday. You are all truly remarkable!

With our best wishes

Mrs Moore, Mrs Nash and the Team at St. Lawrence



Celebrating Success this week!

Class One

DARCI - for being a superstar learner and putting in 100% effort into everything

BAABA - for always showing us the 'St Lawrence Way'

Class Two

IVY-ROSE - for her wonderful writing and joining up

OLIVIA P - a terrific recount and listening really well

Class Three

MAX A – Amazing Science Week work

ISABELLE L – A confident return to school, settling back quickly and working hard each lesson





Little Oaks

From Monday 15th March we will be in a position to offer the club more widely to all our families.

If you require a place from next Monday please can you contact the school office a3091@telford.gov.uk. The telephone number to call for any cancellations or notifications during the club times is **07720232311**. You can call the school office during school the school day.



PAYMENT

The cost of the clubs are charged at an hourly rate

Breakfast £3.50

After school club £4.00

With regards to the payment for the sessions the office will send invoices out at the end of the month to parents these will also show how to make payment. Parents will be able to use vouchers and Sodexo code 910828 and also Edenred code (we will inform you of this code)

MENU

BREAKFAST CLUB

Cereals and Toast with marmalade or jam will be available each morning.

AFTERS CHOOOL CLUB

Monday	Tuesday	Wednesday	Thursday	Friday
Toast with baked beans Or spaghetti hoops Grated cheese, apple slices & grapes	Bread fingers with dairy free spread or cream cheese topping Pepper slices, carrot slices and tomatoes	Crumpets with dairy free spread – jam or marmite Bananas, raisins cucumber	Sandwiches – Cheese, ham or tuna and cucumber Apple slices, breadsticks	Toasted teacakes / fruit loaf Cucumber, carrots, cheese spread, humous

MILK, WATER OR SQUASH WILL ACCOMPANY OUR SNACKS

CLASS 1



Being a Mum is the hardest but wonderful job in the world. My Mum has been my inspiration and shows me each and every day how much she cares.
Mrs Moore

I love mummy because she gives me a million hugs –

William

Mummy always take care of me – Faith

My mummy looks after me and my sisters – Rafael

Thank you to my mummy for all that she does for me – Harlow

I love mummy because we go for walks with my dog – Arianna

I love it when my mummy sings to me – Aman

My mummy does everything for me –

Lucas

GOD COULD NOT
BE EVERYWHERE,
AND THEREFORE
HE MADE MOTHERS.

-Rudyard Kipling

My mummy makes me delicious meals – Baaba

Mummy takes good care of me – Max

My mummy is great because she helps me with my learning – Emily

My mummy gives the best cuddles – Cameron

CLASS 2



My Mum shows me everyday how to care for others and not give up—Happy Mothers Day—Mr Al-Asmar

Faith – I love my
mummy because she
takes me to nice
places

**Isla: I love my mum because she is
kind and helpful**

**Alexis: I love my mummy because she
tucks me in at night and sings me to
sleep**

Harry P (Yr 2) : I love my mummy because she gives me hugs

Eliza: My mummy
says that her fa-
vourite thing to do is
to hug me in the
morning.

GOD COULD NOT
BE EVERYWHERE,
AND THEREFORE
HE MADE MOTHERS.

-Rudyard Kipling

**Jake:
I love my
mummy because
she makes me
breakfast**

James: My mummy cares for me

CLASS 3



Mrs Standish: Being a mum myself has made me appreciate my mum so much more! She is a fantastic mum and nanny! Happy mothers Day Mum!

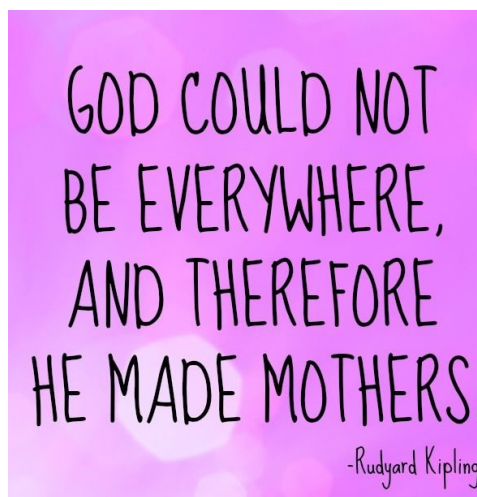
Izzy B : My mum is amazing!

Angelica: My mum helps me with my home-work!

Miley: My mum is the best mum that I could ever ask for!

Graciella: My mum is caring and makes me food.

Ollie M : My mum keeps me safe



Abagail: I have the world's best mum

Lola: My mum makes me happy




British Science Week!

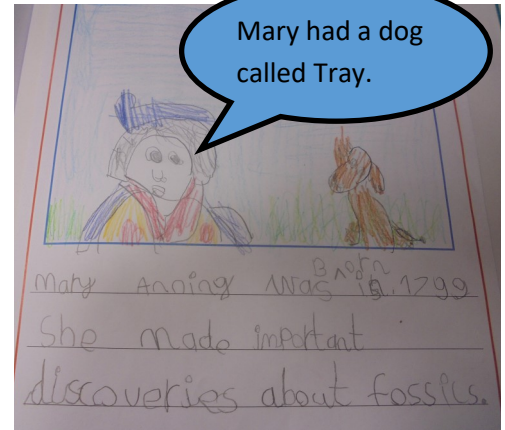
5-14 March
British
Science
Week
2021

Class 1 children have really enjoyed being part of **'British Science Week'** and participating in some fun science challenges. It was International Women's Day on Monday, with that in mind, we focused on the scientist Mary Anning. She was an English fossil collector, dealer, and palaeontologist who became known around the world for finds she made in Jurassic marine fossil beds in the cliffs along the English Channel at Lyme Regis in Dorset.

Children having been making ammonite fossils out of clay.



This is a coil shaped fossil. Fossils are bones of ancient animals in rocks.



Mrs Nash's Challenge!



Mrs Nash gave us all a challenge this week to make a parachute that would safely land an egg to the ground. As you can imagine, children were 'egg-cited' and engaged and worked really well collaboratively to find ways to wrap the egg so it wouldn't smash! An all round eggcellent job from Class 1!



Class 2 Enjoy Science Week



"Will the stick man float?"

'We drew the stickman and it worked the first time because the ink and water



'It needs to be wet and then you add more water to make it float'

National Curriculum Objectives

Identify and compare the suitability of a variety of everyday materials. (KS1)

Observe and describe weather associated with the seasons. (KS1)

Identify the part played by evaporation and con-



How does the water cycle work?
Identify the part played by evaporation and condensation in the water cycle.

'We drew a sun, water and cloud on the bag. We filled the bag with water and blue food colouring and hung it on the window so the sun would heat it up. We used a hair-dryer to help the sun.'



We warmed the packet so that it would rain in the bag. We used a hairdryer to be the





Class 2 Enjoy Science Week



Using density of liquids to create a lava lamp.



"I haven't shook mine and I can still see the different liquids."

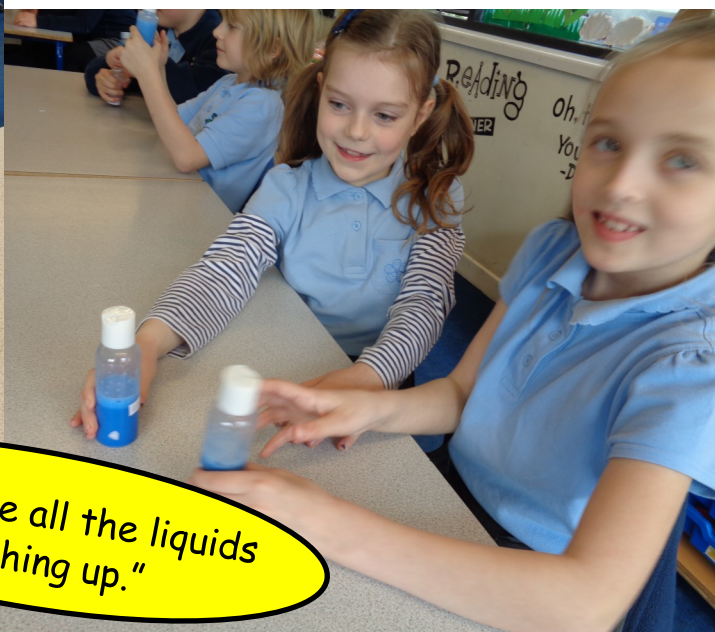


"The paint is the heaviest; the foam is the lightest."

"The paint is the heaviest; the foam is the lightest."



"I can see all the liquids rushing up."






Class 3 Scientists



To begin Science Week, Class 3 studied a diverse range of famous scientists.

Edward Jenner was a very famous English scientist whose name has gone down in medical history as the 'Father of Vaccination'. All vaccinations we have today owe their roots to his discovery of a vaccine for Small Pox. Ask your children at home, what other scientists we studied?



Ice-cream Experiment *An endothermic reaction.*

Add some milkshake

The salt took the heat from the milkshake and gave it to the ice and made it a liquid. Because the milkshake didn't have heat, it froze into ice-cream'



Put ice in the larger bag




Does the amount of milkshake used, with the same amount of ice, affect the ability to turn into ice cream?

Put milkshake bag inside ice bag



Add salt to the ice



If you add ice cubes to the milkshake, will it speed the process (of turning into ice cream)

Does the length of time the bag is shaken, affect the consistency of the ice cream?

Shake for six minutes



Eat your ice-cream



If you also add salt to the milkshake, will it still turn into ice




Class 3 Scientists



Mrs Nash set the whole school, a parachute and egg challenge.

Could we construct a parachute that would safely land an egg without it cracking?

"What shape parachute would give us the most air resistance?"



"How do we protect the egg?"




"How many strings do we need on the parachute?"



We had so much to think about.



Ready to put our parachutes to the test!




Forest School

Bubble B have created some wonderful Dreamcatchers this week. Dream catchers belong to the Native American culture. Dream catchers were woven by the grandfathers and grandmothers. They were hung above a sleeping baby.



Good Dreams: They believed that good dreams are light as air. Good dreams can wander gently through the night, and make their way down to a sleeping child, through the feathers and twigs of a dream catcher.



We made the frame from willow, cut from trees in our Forest School. After bending the willow in to shape, we wove a pattern with string or wool, then added beads, feathers, acorn cups and ribbons.



Every one is a unique shape and design. We are sure you will agree, they all look amazing and very colourful. Hopefully they will be able to hang them up above their beds, ready for some nights of peaceful dreaming!



Bad Dreams: They plunge about in the night air, and dart down towards a sleeping baby. The dream catcher catches them in its web. The bad dreams are tangled in the catcher. There they stay, trapped, until morning, when the sun rises and sends them away.



St. David's Day Art

Bubble B learnt that 1st March is St David's Day. It is a special day for all Welsh people, whether they live in Wales or anywhere in the world.



Images of St David, who was born around 500AD, often depict him with a white dove on his shoulder. The dove is the Holy Spirit which gifted St David with eloquent speech.



The flag of St David is a yellow cross on a black background.

On St David's Day, the flag of St David and Y Ddraig Goch (The Red Dragon) are flown.



The daffodil is a symbol of Wales. Daffodils naturally appear in early spring around the time

of St David's Day. After discovering lots of facts about the history and traditions, we made cardboard Daffodil Hearts to mark St David's Day.



His last monastery in Menevia had strict rules, including the monks eating just one meal a day: vegetables, bread and salt with only water to drink. All heavy work was also done by the monks including pulling the plough through their fields.

The town of Menevia is now called St David. Although it is little bigger than a village it is a City because of the cathedral.



Saint David travelled on missionary journeys throughout Wales and even beyond. He founded 12 monasteries and more than 50 churches. He became the Archbishop of Wales.





Easter Bonnet Parade

2021

Decorate your
own Easter bonnet
or mask at home and
bring it in to school on
**Wednesday the
31st of March,**
ready to parade on the



'hatwalk'

**Prize for the best
hat or
mask in
each class!**

Wednesday 31st March 2021

**Organised by and prizes supplied by The Friends of St Lawrence.
If you would like to become involved with supporting the school, please speak to a
member of The Friends, or enquire at the school office.**